



Registered Exporter System

What is REX ?

- Self-certification system *in place* of certificate of origin Form A/GSP, which was issued earlier by public authorities .
- The REX system simplifies export formalities by allowing the registered exporter **to certify the preferential origin himself** by incorporating a specific declaration (so-called ***statement on origin***) on the invoice or another commercial document identifying the exported products.
- **Advantages**
 - The registered exporter is not required to take certificate of origin Form A/GSP for each export consignment .
 - It is a one time activity without any expiry date
 - There is no registration fee
- All exporters, registered under REX or not, can make out statements on origin for consignment containing Indian originating products, **if the total value of the originating products consigned does not exceed €6000.**



Time lines for its Implementations

- REX system implemented in India w.e.f. 01/01/2017
- Transition period of one and half year already expired on 30/06/2018.
- W.e.f. 01/07/2018, only “Statement on Origin” under REX system is valid and no GSP is applicable in EU, Norway and Switzerland.

List of Preferences giving Countries under REX

Other Than EU	European Union		
Norway	Austria	Finland	Netherlands
Switzerland	Belgium	France	Poland
Turkey	Bulgaria	Hungary	Portugal
	Cyprus	Ireland	Romania
	Czech Republic	Italy	Slovenia
	Denmark	Latvia	Slovakia
	Estonia	Lithuania	Spain
	Germany	Luxembourg	Sweden
	Greece	Malta	United Kingdom

Who can get REX number ?

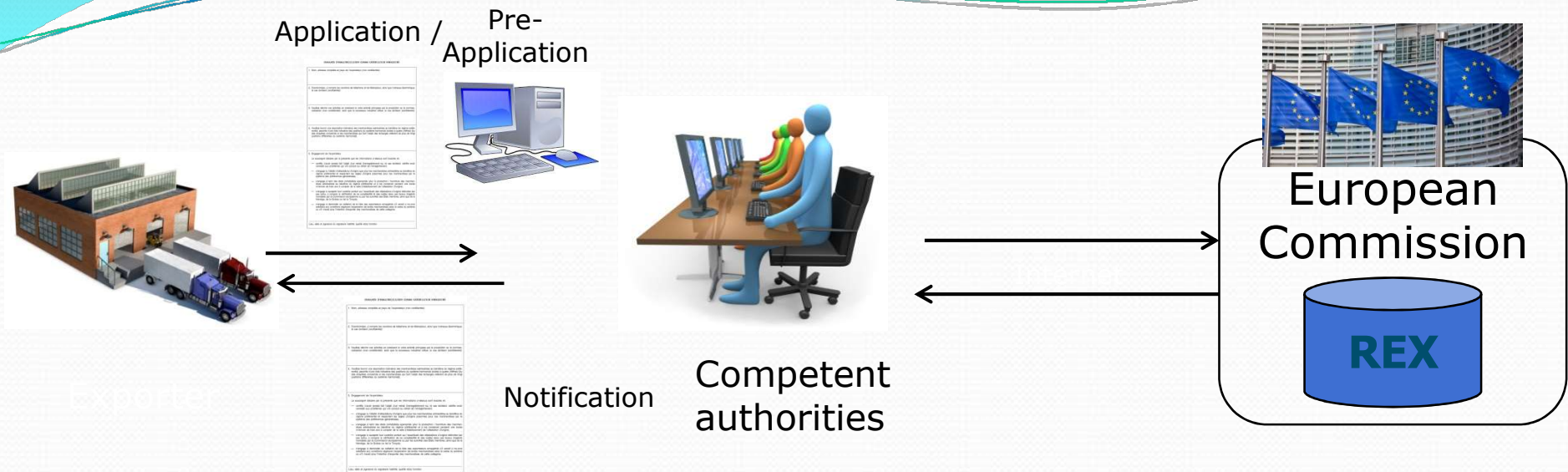
- Any exporter, Manufacturer or Trader of originating goods, established in the territory of a GSP beneficiary country can register under REX system, if meets following two conditions:
 - Must have valid IEC number
 - The exporter should be known as reliable, an established and functional Manufacturer or Trader. *Ex. Should not in DEL list* [can be verified on DGFT site]
- All Exporter shall request for their registration to CA



Obligations /Responsibilities of Exporter

- The exporter should be able to submit at any time, at the request of the CA, all appropriate documents proving the originating status of the products concerned.
- The Exporter should accept verification by CA of his accounting and manufacturing Process of the product.
- The exporter should keep for three years copies of the statement on Origin and supporting documents related to the statement on origin he has made out. This period start from the end of the calendar year in which the statements on origin were made out.
- The exporter should assume the entire responsibility of the use of REX number
- The exporter should agree to inform the CA about any alterations affecting the REX data.

EU Online System for REX Registration



- The exporter fills-in a **pre-application** form online through EU website and submits it to the **competent authority** along with requisite documents;
- If the application is complete, the competent authority will register it in the REX system, assigning a REX number, a registration date and a validity date;
- Competent authority will then inform the exporter of the registration status by e-mail and hard copy.

How to Fill Online REX Pre-Application

Pre-Application link:

<https://customs.ec.europa.eu/rex-pa-ui/#/create-preapplication/>

- A pre-application mechanism has been implemented for Exporters to be able to prefill their registration application;
- The exporter fills in the pre-application form via Internet (available on Europa web site).
- A valid TIN number must be filled-in; (Ex. for India TIN number is IEC i.e. IN(10 digit IEC number)
IN0345673890
- The exporter validates the information and saves the pre-application form;
- The exporter prints the pre-application(2 copies), signs it and submits it to the respective Competent Authority's Local user(as per DGFT notification no. 51/2016 dated 30/12/2106) along with required documents.

Application for Registration Annex-22-06

1. Exporter's name, full address and country, EORI or TIN ⁽²⁾.

2. Contact details including telephone and fax number as well as e-mail address where available.

3. Specify whether the main activity is producing or trading.

4. Indicative description of goods which qualify for preferential treatment, including indicative list of Harmonised System headings (or chapters where goods traded fall within more than 20 Harmonised System headings).

5. Undertakings to be given by an exporter

The undersigned hereby:

- declares that the above details are correct,
- certifies that no previous registration has been revoked; conversely, certifies that the situation which led to any such revocation has been remedied,
- undertakes to make out statements on origin only for goods which qualify for preferential treatment and comply with the origin rules specified for those goods in the Generalised System of Preferences,
- undertakes to maintain appropriate commercial accounting records for production/supply of goods qualifying for preferential treatment and to keep them for at least three years from the end of the calendar year in which the statement on origin was made out,
- undertakes to immediately notify the competent authority of changes as they arise to his registration data since acquiring the number of registered exporter,
- undertakes to cooperate with the competent authority;
- undertakes to accept any checks on the accuracy of his statements on origin, including verification of accounting records and visits to his premises by the European Commission or Member States' authorities, as well as the authorities of Norway, Switzerland and Turkey (applicable only to exporters in beneficiary countries),

— undertakes to request his removal from the system, should he no longer meet the conditions for exporting any goods under the scheme,

— undertakes to request his removal from the system, should he no longer intend to export such goods under the scheme.

.....
Place, date, signature of authorised signatory, name and job title

6. Prior specific and informed consent of exporter to the publication of his data on the public website

The undersigned is hereby informed that the information supplied in this application may be disclosed to the public via the public website. The undersigned accepts the publication and disclosure of this information via the public website. The undersigned may withdraw his consent to the publication of this information via the public website by sending a request to the competent authorities responsible for the registration.

.....
Place, date, signature of authorised signatory, name and job title

7. Box for official use by competent authority

The applicant is registered under the following number:

Registration Number:

Date of registration

Date from which the registration is valid

Signature and stamp

Box 1. Exporter Information

- Box no.1 ,Exporter has to fill the information about company --as given below:

1. Exporter Information

Identification Number

IN9876543

Name

Indian Synthetic Fibres Inc.

Street and Number

274 Calcutta Avenue

Post Code

94235

City

Kolkata

Country

IN

E-mail Address

ISF@gmail.com

Fax Number

91 123 12 23

Telephone Number

91 321 45 45


Application Language

English

TIN no: Country code + 10 characters
(a unique IEC number issued by the
DGFT when the company is created)

Country name

Box 2. Exporter Contact Details

2. Exporter Contact Person Information 

Name	Street and Number	Post Code	City	Country	E-mail	Fax	Phone	Edit	Delete
Mr Joe Banji	45 Industry Park	94235	Kolkata	IN	banjiJ@hotmail.com	91 123 56 47	91 321 56 79	Edit	Delete
Mrs Uma Nagaran	897 Parkway West	94235	Kolkata	IN	nagaranU@hotmail.com	91 123 56 23	91 321 57 89	Edit	Delete

[+ Add](#)

Click "Add" to add more contact persons

- Exporter Contact Details are optional, the REX Authorisation form may be saved without these details but recommended to fill it.

Box 3. Exporter Activities

3. Exporter Activities

Main Activity - Production

☒

Main Activity - Trading

☐

**At least one activity must be selected.
User may tick both tick boxes.**

Box 4. Description of Goods

4. Description of Goods		
Harmonized System Code	Description	Delete
5503	Synthetic staple fibres, not carded, combed or otherwise processed for spinning	Delete
5504	Artificial staple fibres, not carded, combed or otherwise processed for spinning	Delete

+ Add ← Click "Add" to add more goods codes

3. Exporter Activities

Main Activity - Production ☒

Main Activity

4. Description of Goods

Harmonized System Code

1200

+ Add

5. Undertaking

Harmonized System Code

12

0712 Dried vegetables, whole, cut, sliced, broken or in powder, but not further prepared

0812 Fruit and nuts, provisionally preserved (for example, by sulphur dioxide gas, in brine, in sulphur water or in other preservative solutions), but unsuitable in that state for immediate consumption

1200 OIL SEEDS AND OLEAGINOUS FRUITS; MISCELLANEOUS GRAINS, SEEDS AND FRUIT; INDUSTRIAL OR MEDICINAL PLANTS; STRAW AND FODDER

Save

← Only 2-digit and 4-digit codes

Box 5. Undertakings given by Exporter

5. Undertakings to be given by an Exporter

Place of Authorised
Signatory

Sign Place

Authorised Signatory Date

01/07/2016



Equal to the Date from which the registration is valid (Box 7)

Authorised Signatory
Name

Sign Name

Authorised Signatory Job
Title

Sign Title

Box 6. Consent of Exporter to the publication of personal data on the Internet

6. Prior specific and informed consent of exporter to the publication of his/her data on the public website ▼

Indication of consent of exporter to the publication of his/her personal data on the internet) ☒

Place of Authorised Signatory

Kolkata

Date of Authorised Signatory

22/01/2016



Authorised Signatory Name

Mr Pete Kara

Authorised Signatory Job Title

European Manager

- Publication of data is managed according to UCC Art.82 (7) and UCC Art.82 (8).

Save Pre-Application

Save Pre Application: Validate the previously entered information, type in the "Text in image" and click the proceed button:

The screenshot shows a web form titled "Save Pre Application". It contains a "Security Captcha" section with a blue circle containing the number "1" pointing to a captcha image showing the text "6fwxx". To the right of the image is a text input field labeled "Text in image:" containing the text "6fwxx". Further right is a "Proceed button" with a blue circle containing the number "2" pointing to it. Below the input field and button is a dark blue bar with the text "v.0.1".

1 Security Captcha



Text in
image:

6fwxx

Fill in the text as shown in the image (a different text will be shown by the system for every attempt to create a REX pre application).

2 Proceed button

Click on the Proceed button. The system will validate the pre application information.

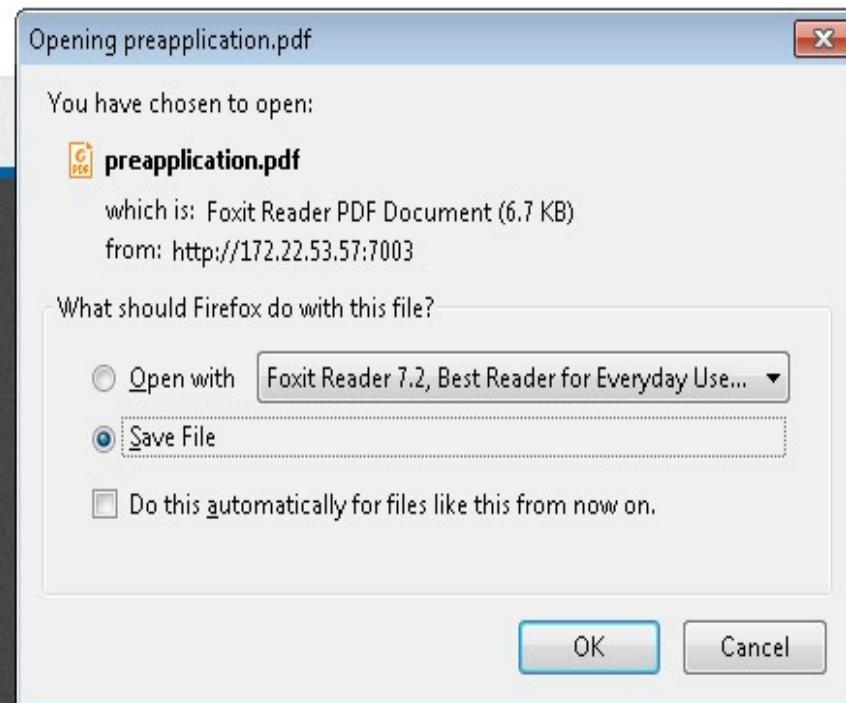
For which the generated tag (for reference in REX Application) is
b1d14b8f-9896-4364-9bf2-c051d5ae35aa

**Creation of a Pre-
application reference
tag**

Print Pre-Application

The Pre Application has been successfully created, please print a copy of the AREX form using the "Print" button below and send it to your local Custom Authority.

Print



List of Documents Required for REX Registration

The REX application should be submitted with a covering letter on the company's Original letter head along with below mentioned documents:-

- Duly filled application form (2 sets signed in Duplicate).
- Self attested copy of IEC code certificate.
- ANF-1 [word format can be downloaded from DGFT website]
- Self Attested copy of any one of these documents viz. ROC/VAT/TIN/Telephone bill (MTNL/BSNL)/Central Excise Registration or any other Government document that has the address of the company. (To ascertain that the exporter exists on this address)
- Undertaking as per **Appendix I** including the list of Authorized Signatories with name, & designation to sign Statement on origin on any commercial document (like commercial invoice etc.)
- Must check their company name in Denied Entry List(DEL) list on DGFT website.

Note: The Authorized signatories shall be Exporter or their employee holding a responsible post in the company and has good understanding of the requirements GSP schemes including rules of origin.

Appendix-I(Undertaking)

I, Mr./Mrs./Ms. _____ (Full Name of MD/CEO/COO/Proprietor/Partner of the Company) , son/daughter/ wife of _____ (Name) in the capacity of _____ (designation) for _____ (Name of Company) located at _____ (Registered office/Head Office office) has branches /factory at the locations mentioned in the IEC code certificate no. _____.

I am responsible for the Company Affairs and the matters connected with it and undertake that:

1. The company has not applied to become a registered exporter in the REX system to the other Local Users of Export Inspection Council and the other competent authorities of Type Reg.
2. I am aware of the requirements of the GSP scheme including the Rules of Origin based on which Statement on Origin will be made.
3. I am aware that any information related to origin of consignment, which is untrue in a material particular make the company liable to the legal penalty and revocation of REX number.
4. I undertake to maintain commercial accounting records of the production and supply of goods qualifying for the preferential treatment as well as evidences and the customs documentation relating to the material used in the manufacture for the period of three years from the end of the calendar year in which the statement was made out.
5. I shall submit summary of the statement on origin in the required format on monthly basis.
6. I authorize the following employees to sign the statement on origin. Any changes in the signatories will be intimated to the Local Users.

Sr.No.	Name of Signatory	Designation	Specimen Signature	Seal	Contact Number	Official Email id
--------	-------------------	-------------	--------------------	------	----------------	-------------------

_____	_____	_____	_____	_____	_____	_____
-------	-------	-------	-------	-------	-------	-------

I hereby declare that I will be liable for any penal action or other consequences for the statement on origin made out on the basis of incorrect information or documents by the above signatories.

Signed on _____ (Date)
Place: _____

Signature of the Authorized Signatory
(Name and Designation)

TIN & REX Number format

- TIN number: IN(10 digit IEC number)
 - Example: IN1234ABCDE56789 (where IN= India)
- REX number INREX+10 digit IEC number+ Competent Authority code+ Local Authority code
 - EX. **INREX0345679308EC001**

Statement on origin

- To be made out on any commercial documents showing the name and full address of the exporter and consignee as well as a description of the products and the date of issue(1).
- **The exporter ... (Number of Registered Exporter (2), (3), (4)) of the products covered by this document declares that, except where otherwise clearly indicated, these products are of ... preferential origin (5) according to rules of origin of the Generalised System of Preferences of the European Union and that the origin criterion met is ... (6).**

- **Example**

The exporter **INREX0345679308EC001** of the products covered by this document declares that, except where otherwise clearly indicated, these products are of **INDIA** preferential origin according to rules of origin of the Generalised System of Preferences of the European Union and that the origin criterion met is **P or W96.18**.

Correct Statement on origin

Example

1. The exporter **INREX0345679308EC001** of the products covered by this document declares that, except where otherwise clearly indicated, these products are of **INDIA** preferential origin according to rules of origin of the Generalised System of Preferences of the European Union and that the origin criterion met is **P** **[correct]**
2. The exporter **INREX0345679308EC001** of the products covered by this document declares that, except where otherwise clearly indicated, these products are of **INDIA** preferential origin according to rules of origin of the Generalised System of Preferences of the European Union and that the origin criterion met is **P 96.18**. **[not correct]**
3. The exporter **INREX0345679308EC001** of the products covered by this document declares that, except where otherwise clearly indicated, these products are of **INDIA** preferential origin according to rules of origin of the Generalised System of Preferences of the European Union and that the origin criterion met is **W96.18**. **[correct]**

SUMMARY OF THE "STATEMENT ON ORIGIN" TO BE SUBMITTED ON MONTHLY BASIS IN THE OFFICE OF REX NUMBER ISSUING OFFICE

Name of Exporter: _____

REX Number: _____

Date: _____

Sr. No.	HS code	Product Description	Document No. & date on which Statement on Origin is made	FOB value (in USD)	Destination Port	Destination of Export (Country name)	Origin Criteria P or W followed by HS code (4 digit)
1	234556	abc	12/2016-17	7000	xx	yyy	P
2	234556	abc	12/2016-17	7000	xx	yyy	W23.45

Modification of a REX data

- A registered exporter has the obligation to communicate all changes(in person)related to the data registered in the REX system;
- The following data may be modified:
 - Exporter's Information: Name, Address, Email Address, Fax and Phone Number;
 - Exporter's Contact Person Details;
 - Exporter's Activities;
 - Description of Goods.

Revocation Reasons

Revocations can take place in 3 ways:

- At the request of the exporter :
 - Because he no longer meets the conditions for exporting any goods under the GSP scheme;
 - or no longer intends to export under the GSP scheme;
 - The company does not exist anymore;
- On the initiative of the Competent Authority
 - The company has failed to comply with its obligations;
 - The company has committed fraud;
 - The company does not exist anymore.
- On the initiative of the EU/CH/NO:
 - All REX numbers of a given country will be automatically revoked when the country is removed from the GSP scheme it is part of.

Important Note: If the Country has been deleted from a GSP scheme but still stays on other GSP schemes, then the REX numbers will remain valid on the other GSP Schemes.



Annulment of a Revoked REX Authorisation

- **Annulment of Revocation can happen only:**
 - **If a revoked exporter wins an appeal against his revocation;**
 - or**
 - **If the revocation was done by mistake.**
- **In other situations, the exporter has to re-apply to become a registered exporter and will receive a new REX Number.**
- **Once a REX Number is revoked, the same number cannot be re-assigned.**



EU Regulation for REX

Legal Base for the REX system

- Regulation No 2015/2446 and 2015/2447

Supplier declaration

- **Annex 22-15 Supplier's declaration for products having preferential origin status**
- **Annex 22-16 Long-term supplier's declaration for products having preferential origin status**

Short term Supplier declaration Annex 22-15

or A standard and has been opened read-only to prevent modification.

ANNEX 22-15

Supplier's declaration for products having preferential origin status

The supplier's declaration, the text of which is given below, must be made out in accordance with the footnotes. However, the footnotes do not have to be reproduced.

DECLARATION

I, the undersigned, declare that the goods listed on this document⁽¹⁾ originate in⁽²⁾ and satisfy the rules of origin governing preferential trade with⁽³⁾:

I declare that ⁽⁴⁾:

☐ Cumulation applied with (name of the country/countries)

☐ No cumulation applied

I undertake to make available to the customs authorities any further supporting documents they require:

.....⁽⁵⁾

.....⁽⁶⁾

.....⁽⁷⁾

A standard and has been opened read-only to prevent modification.

⁽¹⁾ If only some of the goods listed on the document are concerned, they shall be clearly indicated or marked and this marking entered in the declaration as follows:

..... listed on this document and marked originate in

⁽²⁾ The European Union, country, group of countries or territory, from which the goods originate.

⁽³⁾ Country, group of countries or territory concerned.

⁽⁴⁾ To be completed, where necessary, only for goods having preferential origin status in the context of preferential trade relations with one of the countries with which pan-Euro-Mediterranean cumulation of origin is applicable.

⁽⁵⁾ Place and date.

⁽⁶⁾ Name and position in the company.

⁽⁷⁾ Signature.

Long term Supplier declaration Annex 22-15

PDF standard and has been opened read-only to prevent modification.

Long-term supplier's declaration for products having preferential origin status

The supplier's declaration, the text of which is given below, must be made out in accordance with the footnotes. However, the footnotes do not have to be reproduced.

DECLARATION

I, the undersigned, declare that the goods described below:

.....⁽¹⁾

.....⁽²⁾

which are regularly supplied to⁽³⁾, originate in⁽⁴⁾ and satisfy the rules of origin governing preferential trade with⁽⁵⁾.

I declare that ⁽⁶⁾:

☐ Cumulation applied with (name of the country/countries)

☐ No cumulation applied

This declaration is valid for all shipments of these products dispatched from: to⁽⁷⁾

I undertake to inform immediately if this declaration is no longer valid.

I undertake to make available to the customs authorities any further supporting documents they require.

.....⁽⁸⁾

.....⁽⁹⁾

.....⁽¹⁰⁾

⁽¹⁾ Description.

⁽²⁾ Commercial designation as used on the invoices, e.g. model No.

⁽³⁾ Name of company to which goods are supplied.

⁽⁴⁾ The European Union, country, group of countries or territory, from which the goods originate.

⁽⁵⁾ Country, group of countries or territory concerned.

⁽⁶⁾ To be completed, where necessary, only for goods having preferential origin status in the context of preferential trade agreements with one of the countries with which pan-Euro-Mediterranean cumulation of origin is applicable.

⁽⁷⁾ Give the dates. The period shall not exceed 24 months or 12 months if the declaration was issued retrospectively.

⁽⁸⁾ Place and date.

PDF standard and has been opened read-only to prevent modification.

REX Audit and Post Verification

- REX audit will be carried out once in a 18 month/1 year 9 moth, for each REX resisted company depending upon the Risk Analysis as per the Public Notice No.39/2015-2020 dated 15 February, 2021
- REX post verification- On request of importing customs, EIC will carry out the post verification including the visit at the manufacturing unit after submission of relevant documents and applicable fee(INR 7500/ for single unit and 12000/-for multiple units plus GST+ travel/stay cost as per the eligibility of the officer) as per DGFT notification no. 52/2018.